



VALVES AND FITTINGS FOR THE OIL FIELD



WWW.ZSPEC.COM



BW SERIES RNW SERIES

BUTTERFLY VALVES

ZSPEC® resilient seated butterfly valves are an excellent choice for oilfield and industrial applications. In the long neck design, we stock the blue BW & BL series valves and also stock the red RRW & RL series valves. For applications with space constraints, we offer the red RNW series short neck valves. All ZSPEC® butterfly valves come standard with a lever handle operator. Gear operators and actuators are available as an option.

BW & BL SERIES - "BLUE WAFER" & "BLUE LUG"

Series BW & BL butterfly valves are designed to comply with MSS SP-67 and API 609. One-piece thru shafts are utilized for reliable service. Sizes range from 1-1/2" thru 12". Available in wafer type (BW Series) and lug type (BL Series).

RNW SERIES - "RED NOTCHED WAFER"

Series RNW butterfly valves are compatible with ANSI 125/150 flanges and are available in sizes 2" to 12". The one-piece bodies have a short neck design and are ribbed to provide high structural integrity while being moderate in weight. The large top flange provides a secure mounting area for handles, manual gear operators or actuators.

RRW & RL SERIES - "RED ROUND WAFER" & "RED LUG"

Series RRW / RL butterfly valves are compatible with ANSI 125/150 flanges and are available in sizes 2" to 12". The one-piece bodies are ribbed to provide high structural integrity while being moderate in weight. The large top flange provides a secure mounting area for handles, manual gear operators or actuators.

OILFIELD BALL VALVES

ZSPEC® oilfield ball valves are constructed of durable Ductile Iron, WCB or A105 forged bodies, depending on the size and pressure rating. All oilfield ball valves come standard with NACE trim and are tested and inspected per API 598. Threads conform to ASME B1.20.1 (NPT) and API 5B (LP) or (8RD).

- Sizes & Pressures: 1" thru 4" | 1000 psi thru 5000 psi
- Rugged Construction
- Blowout-proof Stem
- Lockable Handle
- NACE
- Grease Zerk on Stem

BOLTED SLEEVE COUPLINGS

ZSPEC® bolted sleeve couplings are ideal for use where a quick and easy installation is needed and is available for use on a wide range of pipe sizes. They can handle slight misalignment and will also reduce vibration. The shorter 5" and 7" lengths as well as the longer 12", 16" and 24" lengths are readily available. 1" thru 16" diameter bolted sleeve couplings are in stock. Larger sizes can be fabricated upon request.



When installing Bolted Sleeve Couplings the pipe joints MUST be properly anchored to prevent pipe pullout which could result in property damage, serious injury or death.

PLUG VALVES

ZSPEC® plug valves and parts are interchangeable with all major brands of LT style plug valves. The valves and the replaceable components (plug, inserts, seal kits) have been engineered for maximum durability and usability. Both our valves and replacement components are readily available.
















SIZE	END CONNECTION	NSCWP
1 X 1	1502	15000 psi
1 X 2	1502	15000 psi
2 X 2	1502	15000 psi
2 X 2	NPT	10000 psi
3 X 3	1502	15000 psi
3 X 3 with Gear Operator	1502	15000 psi



HAMMER UNIONS

ZSPEC® Hammer Unions are manufactured from high quality forgings and castings. The figure appropriate materials are selected for each respective figure number. Threaded and Butt Weld end connections are both readily available. Material traceability and MTRS are available on all hammer unions.



Figure No.	Color Code	NON-SHOCK COLD WORKING PRESSURE RATING (PSI)		Nominal Pipe Size (in inches)											
		STANDARD SERVICE													
		NSCWP	TEST	1"	1.25"	1.5"	2"	2.5"	3"	4"	5"	6"	8"	10"	12"
100	 Yellow/Black	1000	1500				●	●	●	●	●	●	●		
200	 Gray/Blue	2000	3000	●	●	●	●	●	●	●		●	●	●	
201	 Gray/Beige	3000	4000				●	●							
206	 Gray/Blue	2000	3000	●	●	●	●	●	●	●		●	●	●	
207	 Gray/Blue	2000	3000						●	●		●			
211	 Blue/Gray	2000	3000				●		●						
300	 Light Orange/Gray	2000	3000				●								
301	 Gray/Gray	3000	4500				●								
400	 Maroon/Black	4000	6000				●		●	●					◆
402	 Black/Black	4000	6000				●								
G	 Silver/Orange	6000	9000			●	●								
602	 Orange/Black	6000	9000	●		●	●	●	●	●					
1002	 Blue/Red	10000	15000	●		●	●		●	●	◆				
1003	 Green/Black	7500	11250							●	●				
1502	 Red/Blue	15000	22500	●		●	●	●	●	●	●				

◆ indicates a reduction in working pressure as listed: 12" Fig 400: NSCWP = 2500 psi (3750 psi test)
5" Fig 1002 Threaded: NSCWP = 5000psi (7500 psi test)
5" Fig 1002 Butt Weld: NSCWP = 7500 psi (11250 psi test)

WARNINGS ON HAMMER UNIONS AND PRODUCTS THAT HAVE HAMMER UNION END CONNECTIONS

When installing and handling any pressure containing products, personnel must be qualified and properly trained on the safe installation and use of the products. Our products are designed and qualified to meet industry standards and it is the user's responsibility in making the appropriate selection of products through any required design and/or analysis of the user's requirements so that the products will not pose any health or safety hazards. Failure to adhere to the warnings listed on this form may result in personal injury or death.

Never strike, impact, tighten or loosen pressurized unions or connections.

Complete and proper make-up of union components is required to attain rated working pressure. Always pay special attention during the make-up process to ensure that this is achieved.

Never use products that have been damaged or deteriorated or corroded.

Never exceed the rated working pressure of the union or connection.

Never assemble union components that are not identical in size, figure and pressure rating.

Should leakage be detected, take the appropriate steps to assure that the piping system is completely depressurized and any remaining fluid is removed and properly disposed of, then proceed to remove the affected component(s) from service and permanently dispose of the affected component(s).

For overhead installations, follow safe practices with consideration of the combined weight of all components, piping and contained fluids when sizing the piping supports and/or other necessary infrastructure to support the combined weight.

Standard hammer unions and connections are not prepped for sour gas service. Do not interchange standard and sour gas components. Hammer unions and connections prepped for sour gas service will be marked with "Sour Gas Svc." or "H2S".

When temperatures are below 32F, please use extreme caution when making or breaking union connections as the lower temperatures negatively affect the impact strength of iron and steel.



ZSPEC[®]

FLOW CONTROL

SEARCH LESS, SELL MORE

ZSPEC[®] represents the future: a better way of doing business, a better way of serving distributors in the oil and gas industry.

Our founder, Steve Chin, created ZSPEC[®] after spending 16 years working as an oil and gas parts supplier. He witnessed the slowdowns that happen when distributors spend too much time having to search for the right valve or fitting, and the toll that was taking on their business. This industry is a 24/7 operation and being able to find the right supplier is absolutely crucial.

ZSPEC[®], with our ready-to-ship inventory is that right supplier.

We are based out of Houston, Texas, and we supply top-quality valves and fittings to distributors located throughout the United States. We are guided by a singular determination to do whatever it takes to be a reliable supplier for our customers.

Re-think the way you do business, and work with ZSPEC[®] today.

Phone: (713) 329-5700 | Fax: (713) 329-5703 | 7100 Business Park Drive, Suite 180 Houston, TX 77041

www.zspec.com